

Key facts about European forest

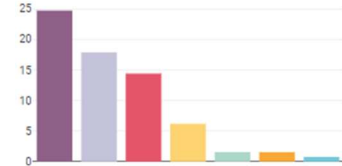
Fellings (million m³) in 2015



Fellings as % of increment in 2015



Forest area per capita in 2018



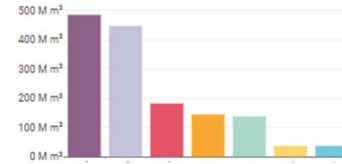
Forest available for Wood supply in 2020



Growing stock per ha in 2020



Roundwood removals from forests in 2017



Forest area in 2020



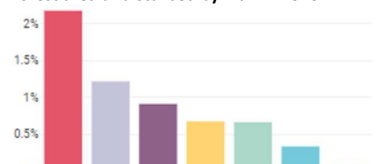
Forest area as % of total land in 2020



Net annual increment per hectare in 2015



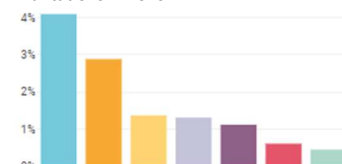
Forest area undisturbed by man in 2020



Semi-natural forests in 2020



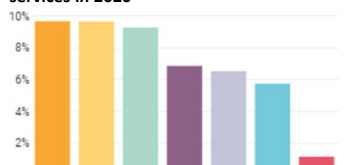
Plantations in 2020



Share of forest area dominated by introduced tree species



Share of forest area designated for the protection of soil, water and other ecosystem services in 2020



Share of forest area in private ownership (%) in 2015



Share of forest area protected for biodiversity in 2020



Share of forest area protected for landscape in 2020



Forest sector work force (1000 FTE) in 2015

